

Torque wrenches. For recommended tightening torque, please see page 56

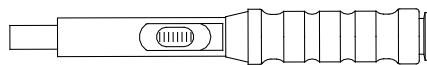
Clamping device for ER collet chuck SFT Tools



For easy and controlled tightening of nuts for collet chuck holders, without damaging the tool. For use with SFT10, 50, 75 and 100.

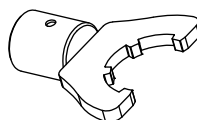
Order code	Length mm
28SFT132	132
28SFT240	240

Holds collet chuck allowing you to tighten collet nut with a torque wrench. See page 56.

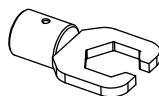


Order code	Model
7150.02025	Torco-Fix 0
7150.05050	Torco-Fix I
7150.20200	Torco-Fix II
7150.60300	Torco-Fix III
7159.09000	TSD 0.9

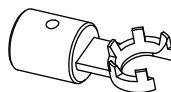
Clip-on wrenches for torque wrench



Order code	Model
7151.16000	A-E 16
7151.20000	A-E 20
7151.25000	A-E 25
7151.32000	A-E 32
7151.40000	A-E 40
7151.50000	A-E 50



Order code	Model
7152.11010	A-E 11 P
7152.16010	A-E 16 P
7152.20010	A-E 20 P



Order code	Model
7153.08000	A-E 8 M
7153.11000	A-E 11 M
7153.16000	A-E 16 M
7153.20000	A-E 20 M
7153.25000	A-E 25 M

Quill Mount Torque Bars – clamp around quill of machine for use with Manual Tapping Attachments



Order code	Diameter	Capacity
V-Typ 29099	38–60 mm 1 1/2"–2 3/8"	M16 1/2"
290991	60–114 mm 2 3/8"–4 1/2"	M18 3/4"

Always mount a torque bar to hold the tapping attachment's stop arm from rotating. The stop arm should not be installed permanently, not under any circumstances be held by hand or fastened with wire. The torque bar must be mounted securely to the table or quill of your machine. The torque bar installation must be stronger than the largest tap in the capacity range of your tapping attachment. Please order Tapmatic torque bars shown.

Table Mount Torque Bars – mount to the «T» slots of table



Order code	Tap capacity
29096	M33 1 3/4"



Order code	Tap capacity
29097	M18 3/4"